

## Cheney School

Cheney Lane, Headington  
Oxford OX3 7QH

T: 01865 765726 F: 01865 767399

E: office@cheney.oxon.sch.uk

W: www.cheney.oxon.sch.uk



Community Schools  
Alliance Trust

*Improving Every Learner's  
Life Chances*

**Head**  
Rupert Moreton, BA, MA, M.Ed

*Think for yourself, act for others*

## Louise Marsh – Deputy Head Teacher

23 April 2020

Dear Parents, Carers and Students,

Some of you have been in touch to say that you would welcome the chance for more 'real' contact with your teachers. We are happy to let you know that, from 27th April, we will be starting some online or uploaded lessons. The main method of delivery will be through GoogleMeet if the lesson is 'live' or an uploaded link if the lesson is pre-recorded (e.g. Youtube).

There are bound to be some technical hitches at first and **it might not work for everyone from the first time** but we do not want any of our students, parents or carers to worry. Please let the class teacher know afterwards and if we need to get someone to give you a call at a later point to talk you through, we will.

The timetable for virtual lessons in the first week is below. Teachers will use Show My Homework to post a link to a virtual lesson on a GoogleMeet or an uploaded video. The link should be posted by the morning of the day the lesson is due to take place. If a link is not posted before the lesson, please don't worry: although we will try to avoid this, there could be unexpected issues with illness, WiFi or childcare. You can always check with the Head of Faculty if you are not sure. Contact details are here: <https://www.cheney.oxon.sch.uk/wp-content/uploads/2020/03/External-Contact-List.pdf>

**Students must have their microphones turned off when they join the lesson:** if they are all on, it is very hard to lead the lesson.

If you have any questions, please contact the relevant Head of Year or Head of Faculty.

Kind regards

Louise Marsh  
Deputy Head Teacher  
lma@cheney.oxon.sch.uk

**Timetable w/c 27th April (Week 4 of school closure)**

	<b>Monday 27th April</b>	<b>Tuesday 28th April</b>	<b>Wednesday 29th April</b>	<b>Thursday 30th April</b>	<b>Friday 1st May</b>
<b>Yr 7 Morning (10 am)  15-30 minutes</b>	<b>English</b>	<b>Maths</b>	<b>PE</b>	<b>Languages</b>	<b>Humanities</b>
<b>Yr 7 Afternoon (1 pm)  15-30 minutes</b>	<b>Art</b>	<b>Music</b>	<b>Science</b>	<b>DT/ Computing</b>	<b>Assembly/ Tutor</b>

<b>Yr 8 Morning (10.30 am)  15-30 minutes</b>	<b>Humanities</b>	<b>English</b>	<b>Maths</b>	<b>PE</b>	<b>Languages</b>
<b>Yr 8 Afternoon (1.30 pm)  15-30 minutes</b>	<b>Assembly/ Tutor</b>	<b>Art</b>	<b>Music</b>	<b>Science</b>	<b>DT/ Computing</b>

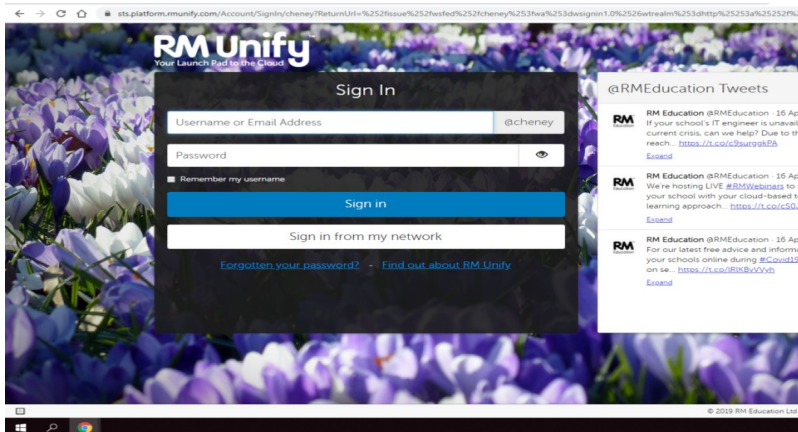
<b>Yr 9 Morning (11 am)</b>	<b>Assembly/ Tutor</b>	<b>PE</b>	<b>English</b>	<b>Maths</b>	<b>Science</b>
<b>Yr 9 Afternoon (2 pm)</b>	<b>OPTIONS (K) 9K/Ar1; 9K/ Ls1; 9K/Bu1; 9K/ Dr1; 9K/Dr2; 9K/Df1; 9K/ Hi1; 9K/Mu1; 9K/ Mt1; 9K/Dp1; 9K/ Pg1; 9K/Dx1</b>	<b>OPTIONS (L) 9L/Ar1; 9L/Ar2; 9L/Ls1; 9L/ Bu1; 9L/Dr1; 9L/Df1; 9L/Gg1; 9L/ Hi1; 9L/Hi2; 9L/Sp1; 9L/ Ts1</b>	<b>OPTIONS (M) 9M/Ls1; 9M/ Bu1; 9M/Cm1; 9M/Df1; 9M/ Fr1; 9M/Fr2; 9M/Gg1; 9M/ Hi1; 9M/It1; 9M/Sp1; 9M/ Sp2; 9M/Pg1</b>	<b>OPTIONS (N) 9N/Ls1; 9N/Cm1; 9N/Fr1; 9N/Fr2; 9N/Gg1; 9N/Gg2; 9N/Ge1; 9N/Hi1; 9N/Hi2; 9N/It1; 9N/Pg1; 9N/Ws1</b>	<b>RE</b>

Yr 10 Morning (11.30 am)	PE	Science	Assembly/ Tutor	English	Maths
Yr 10 Afternoon (2.30 pm)	<b>OPTIONS (H)</b> 10H/Gg1; 10H/Cm1; 10H/Hi1; 10H/lc1; 10H/Ge1; 10H/Fr2; 10H/Fr1; 10H/Ls1; 10H/Df1; 10H/Sp1; 10H/Dr1; 10H/Dr1	<b>OPTIONS (I)</b> 10I/Bu1I; 10I/Gg1; 10I/Gg2; 10I/Ar1; 10I/Pg1; 10I/Hi2; 10I/Hi1; 10I/Dr1	<b>OPTIONS (J)</b> 10J/Cm1; 10J/Pg1; 10J/Ar1; 10J/Mt1; 10J/Gg1; 10J/Hi2; 10J/Hi1; 10J/Dp1; 10J/As1; 10J/Bu1; 10J/Mu1; 10J/lc1	<b>OPTIONS (K)</b> 10K/Sp1; 10K/Hi1; 10K/Df1; 10K/Dr1; 10K/Bu1; 10K/Dx1; 10K/Dp1; 10K/Ls1; 10K/Ar1; 10K/Sp2; 10K/Fr2; 10K/Fr1	<b>RE (to be confirmed)</b>

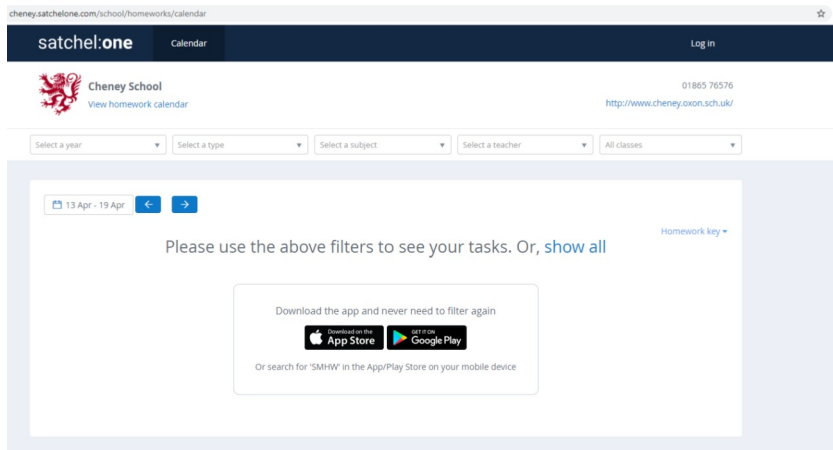
**Year 12:** in agreement with subject teachers.

### How to get on to your virtual lessons

1. Log on to RM Unify. This is because you must use your school email address to access the online lesson.



2. Go to **Show My Homework** and either log in or use the filters to find your class.



3. Open the 'task' and click on 'Join Hangouts Meet' just before the start time:

■ Mrs L. Marsh set this assignment for group - English

Set on Mon 27 Apr

Due on Invalid date

**Draft** Task description

Here is the link to our Googlemeet Lesson. It starts at 11.30 on 27th April. Please remember to keep your microphone turned off until you are invited to ask a question or contribute:

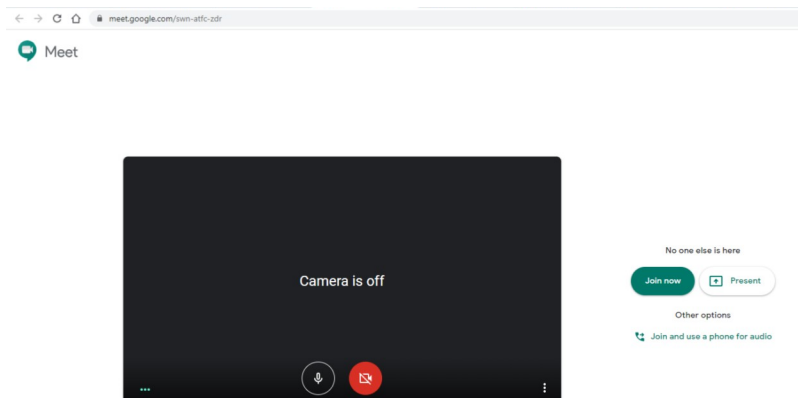
[Join Hangouts Meet](#)

[meet.google.com/swn-atfc-zdr](https://meet.google.com/swn-atfc-zdr)

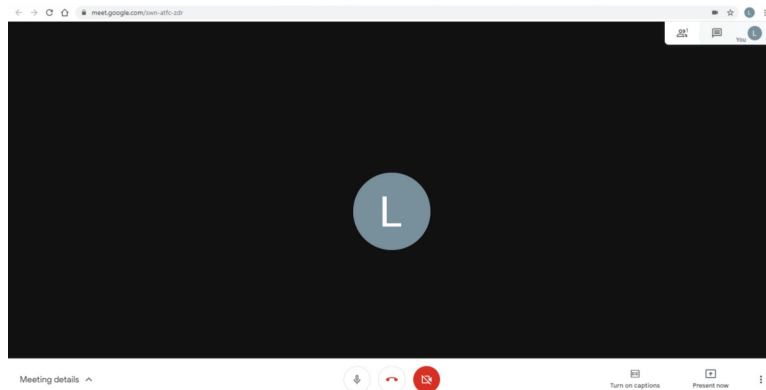
#### Other information

- This homework will take approximately 30 minutes

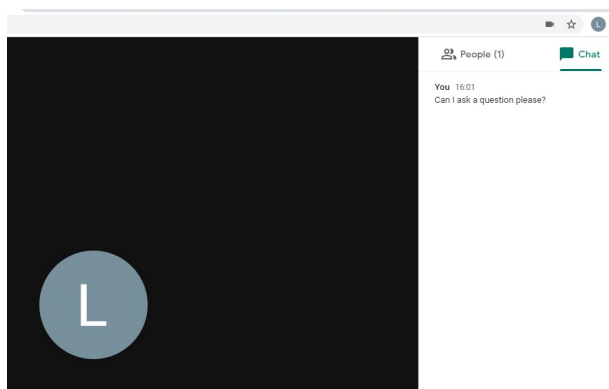
4. When you click on 'Join Hangouts Meet' you should see something like this. Notice that you can click on the microphone icon to turn it On and Off. You can also click on the camera icon to turn it On and Off. Keep your microphone and camera turned to Off.



5. Click 'Join now' when you are ready. Your teacher may need to 'Admit' you. Just be patient. Your initial should appear in the middle of the screen. You will also see a 'Chat' option in the top corner.



6. If you click on the 'Chat' option you should see a box along the side of the screen. You can use this to type "Q" if you want to ask a question but please don't use it just to chat with others while your teacher is working with you.



7. When the lesson is over, click on the red 'phone' icon in the middle of the bottom of the screen.



There is more guidance here: <https://support.google.com/a/users/answer/9282720?hl=en>